

17000 Ft Foundation  
U93000HR2012NPL068450  
943, Basement, Sector 40 Road, Sector 40, Gurugram, Haryana 122001

Balance Sheet as at 31st March , 2025

Fig. in Hundred

Particulars	Note No.	Figures as at the end of current reporting period	Figures as at the end of the previous reporting period
1	2	3	4
<b>I. Equity and Liabilities</b>			
(1) Shareholders' funds			
(a) Share capital	<a href="#">Note No. 1</a>	1,000	1,000
(b) Reserves and surplus	<a href="#">Note No. 2</a>	1,18,640	-2,357
(c) Money received against share warrants		-	
(2) Share application money pending allotment			
(3) Non-current liabilities			
(a) Long-term borrowings		-	-
(b) Deferred tax liabilities (Net)		-	
(c) Other Long term liabilities		-	-
(d) Long-term provisions	<a href="#">Note No. 3</a>	23,535	17,145
(4) Current liabilities			
(a) Short-term borrowings		-	-
(b) Trade payables:-	<a href="#">Note No. 4</a>		
(A) total outstanding dues of micro enterprises and small enterprises; and		-	-
(B) total outstanding dues of creditors other than micro enterprises and small enterprises		5,607	17
(c) Other current liabilities	<a href="#">Note No. 5</a>	13,458	87,306
(d) Short-term provisions	<a href="#">Note No. 6</a>	1,475	1,770
<b>Total</b>		<b>1,63,715</b>	<b>1,04,880</b>
<b>II. Assets</b>			
<b>Non-current assets</b>			
(1)(a) Property Plant & Equipment and intangible assets			
(i) Property Plant & Equipment	<a href="#">Note No. 7</a>	7,113	6,113
(ii) Intangible assets	<a href="#">Note No. 8</a>	100	100
(iii) Capital work-in-progress			
(iv) Intangible assets under development			
(b) Non-current investments		-	-
(c) Deferred tax assets (net)			
(d) Long-term loans and advances		-	-
(e) Other non-current assets		-	-
(2) Current assets			
(a) Current investments			
(b) Inventories			
(c) Trade receivables		-	-
(d) Cash and cash equivalents	<a href="#">Note No. 9</a>	30,778	84,340
(e) Short-term loans and advances			
(f) Other current assets	<a href="#">Note No. 10</a>	1,25,724	14,327
<b>Total</b>		<b>1,63,715</b>	<b>1,04,880</b>
<b>Contingent liabilities and commitments</b>			
Summary of Significant Accounting Policies			


The accompanying notes form an integral part of these financial statements  
As per our Report of even date attached.

For B K N F & CO.  
CHARTERED ACCOUNTANTS  
Firm's Reg. No. - 038699N

CA. UTKARSH MISHRA  
Partner  
UDIN-



For and on Behalf of Board of Directors of  
17000 Ft Foundation

  
Sandeep Sahu  
Director  
DIN: 05217321

  
Sonam Dawa  
Director  
DIN: 06508451

DATE:- 26/08/2025  
PLACE:- DELHI

**17000 Ft Foundation**  
**U93000HR2012NPL068450**  
**943, Basement, Sector 40 Road, Sector 40, Gurugram, Haryana 122001**

**Statement of Income and Expenditure for the Year ending 31st March ,2025**

*Fig. in Hundred*

Particulars	Note No.	Figures for the current reporting period	Figures for the previous reporting period
1	2	3	4
<b>I. Income from operations</b>	<a href="#">Note No. 11</a>	12,57,663	5,93,925
II. Other income	<a href="#">Note No. 12</a>	9,207	3,380
III. Total Income (I + II)		12,66,870.38	5,97,305
<b>IV. Expenses:</b>			
Cost of materials consumed			
Purchases of Stock-in-Trade			
Changes in inventories of finished goods		-	-
work-in-progress and Stock-in-Trade		-	-
Employee benefits expense	<a href="#">Note No. 13</a>	2,33,714	1,82,389
Finance costs		-	-
Depreciation and amortisation expense	<a href="#">Note No. 7b</a>	1,852	2,200
Other expenses	<a href="#">Note No. 14</a>	9,10,308	3,99,192
<b>Total expenses</b>		11,45,873	5,83,781
<b>V. Surplus before exceptional and extraordinary items and tax (III - IV)</b>		1,20,997	13,524
VI. Exceptional items			
<b>VII. Surplus before extraordinary items and tax (V - VI)</b>		1,20,997	13,524
VIII. Extraordinary items			
<b>IX. Surplus before tax (VII- VIII)</b>		1,20,997	13,524
X. Tax expense:			
<b>XI. Surplus (Deficit) for the period from continuing operations (VII-VIII)</b>		1,20,997	13,524
XII. Surplus/(Deficit) from discontinuing operations			
XIII. Tax expense of discontinuing operations			
XIV. Surplus/(Deficit) from Discontinuing operations (after tax) (XII-XIII)		-	-
<b>XV. Surplus (Deficit) for the period (XI + XIV)</b>		1,20,997	13,524
Earnings per equity share:			
(1) Basic	<a href="#">Note No. 15</a>		
(2) Diluted	<a href="#">Note No. 16</a>		

The accompanying notes form an integral part of these financial statements  
As per our Report of even date attached.

For B K N F & CO.  
**CHARTERED ACCOUNTANTS**  
Firm's Reg. No. - 038699N





CA. UTKARSH MISHRA  
Partner  
UDIN-

DATE:- 26/08/2025

PLACE:- DELHI

For and on Behalf of Board of Directors of  
**17000 Ft Foundation**

  
Sandeep Sahu  
Director  
DIN: 05217321

  
Sonam Dawa  
Director  
DIN: 06508451

**943, Basement, Sector 40 Road, Sector 40, Gurugram, Haryana 122001**

Figure in Hundred

<b>Receipt</b>	<b>Amount (Rs.)</b>	<b>Payment</b>	<b>Amount (Rs.)</b>
<b>To Balance b/d</b>			
Imprest	1,579	<b>Fixed Assets:</b>	
Cash at bank	84,340	Fixed Assets	2,851
<b>Donation/Grant Received</b>		<b>Payments:</b>	
Donation - General	42,063	Paid to creditors	1,19,679
Donation - Specific	10,09,650	Security Deposits	-
Donation - FCRA	1,24,402	Duties & Taxes	23,620
		Employee benefits expense	2,33,714
Bank Interest Received	9,207	Other Expenses	8,59,924
Income Tax Refund	3		
		To Balance b/d	
		Imprest	678
		Cash at bank	30,778
<b>Total</b>	<b>12,71,244</b>	<b>Total</b>	<b>12,71,244</b>

**Firm's Reg. No. - 038699N**

## Partner

UDIN-

Date:26/08/2025

**Place:DELHI**

**17000 Ft Foundation**

Director

DIN: 05217321

Director

DIN: 06508451

17000 Ft Foundation  
U93000HR2012NPL068450  
943, Basement, Sector 40 Road, Sector 40, Gurugram, Haryana 122001

**Notes to Accounts (Forming part of Balance Sheet)**

**Note No. 1 : Share Capital**

**Part (a)**

Particulars	Figures as at the end of current reporting period	Figures as at the end of the previous reporting period
Authorized Share Capital		
10,000 Equity Shares of Rs 10/-		
0 Preference Shares of Rs 0/-		
Issued, Subscribed and Paid Up Capital		
10,000 Equity Shares of Rs. 10/- each	1,000.00	1,000.00
0 Preference Shares of Rs. 0/-each		
<b>Total</b>	<b>1,000.00</b>	<b>1,000.00</b>

**Part (b)**

**Reconciliation of the Shares Outstanding at the beginning and at the end of the year**

Equity Shares	Number	Amount
At the beginning of the year	10,000.00	1,000.00
Issued during the year	-	-
Outstanding at the end of the year	10,000.00	1,000.00

Preference Shares	Number	Amount
At the beginning of the year	-	-
Issued during the year	-	-
Outstanding at the end of the year	-	-

**Part (c)**

**Terms/Rights attached**

**i Equity Shares**

The Company has only one class of Equity shares having a par value of ₹ 10/- . Each holder of equity shares is entitled to one vote per share.

The Company declares and pays dividends in Indian rupees. The dividend proposed by the Board of Directors is subject to the approval of the shareholders in the ensuing Annual General Meeting.

During the Year Ended 31st March 2022 the amount of per share dividend recognized as distributions to equity shareholders was Rs. 0/- (For 31st March 2021 was Rs. 0/-)

In the event of liquidation of the Company, the holders of equity shares will be entitled to receive any of the remaining assets of the company, after distribution of all preferential amounts. The distribution will be in proportion to the number of equity shares held by the shareholders.

ii Preference Shares Preference Shares carries Cumulative / Non Cumulative Dividend of @ 0% p.a. Each

Shareholder can convert / Not Convert the Preference Shares at the end of the 0 year period.

Each Shareholder can redeem / Not redeem the Preference Shares at the end of the 0 year period.

**Part (d)**

**Details of Shareholders holding more than 5% Shares in the Company**

Name of the Shareholders	Figures as at the end of current reporting period	Figures as at the end of the previous reporting period
Equity Shares	1,000.00	1,000.00
Preference Shares	-	-

**Shares held by the promoter at the end of the year**

Name of the Shareholders	No. of Shares	% of Total Shares	% Change during the year
Sujata Sahu	5000	50%	
Hansa Sahu	5000	50%	
<b>Total</b>			

**Note No. 2 : Reserves and Surplus**

Particulars	Figures as at the end of current reporting period	Figures as at the end of the previous reporting period
(a) Other Reserves-(specify the nature and purpose of each reserve and the amount in respect thereof)		
Opening Balance	(2,357.42)	-15,881.33
Addition during the year	1,20,997.38	13,523.91
Transfer during the year		-
Closing Balance	1,18,639.96	(2,357.42)
(b) Surplus i.e., balance in Statement of Profit and Loss disclosing allocations and appropriations such as dividend, bonus shares and transfer to/ from reserves, etc.		
<b>Total</b>	<b>1,18,639.96</b>	<b>(2,357.42)</b>

**Note No. 3 : Long-term provisions**

Particulars	Figures as at the end of current reporting period	Figures as at the end of the previous reporting period
(a) Provision for Gratuity	23,534.89	17,144.76
(b) Others (specify nature)		
<b>Total</b>	<b>23,534.89</b>	<b>17,144.76</b>

**Note No. 4 : Trade Payables**

Particulars	Figures as at the end of current reporting period	Figures as at the end of the previous reporting period
<b>Total outstanding dues of micro enterprises and small enterprises:</b>		
(a) the principal amount remaining unpaid to any supplier at the end of each accounting year		
(b) Interest thereon		
(c) the amount of interest paid by the buyer in terms of section 16 of the Micro, Small and Medium Enterprises Development Act, 2006, along with the amount of the payment made to the supplier beyond the appointed day during each accounting year		
(d) the amount of interest due and payable for the period of delay in making payment (which have been paid but beyond the appointed day during the year) but without adding the interest specified under the Micro, Small and Medium Enterprises Development Act, 2006		
(e) the amount of interest accrued and remaining unpaid at the end of each accountang year		
(f) the amount of further interest remaining due and payable even in the succeeding years, until such date when the interest dues above are actually paid to the small enterprise, for the purpose of disallowance of a deductible expenditure under section 23 of the Micro, Small and Medium Enterprises Development Act, 2006		
<b>Total outstanding dues of creditors other than micro enterprises and small enterprises</b>	<b>5,607.38</b>	<b>17.07</b>
<b>Total</b>	<b>5,607.38</b>	<b>17.07</b>

---

**Trading payables aging schedule**

Particulars	Outstanding for following periods from due date of payment				
	Less than 1 year	1-2 Year	2-3 Year	More than 3 Year	Total
(i) MSME					
(ii) Others					
(iii) Disputed Dues - MSME					
(iv) Disputed Dues - Others					

**Note No. 5 : Other current liabilities**

Particulars	Figures as at the end of current reporting period	Figures as at the end of the previous reporting period
(a) Payable to Employee	970.42	8.48
(b) Other payables (specify nature).		
Duties & Taxes	12,487.09	5,467.94
Restricted Funds		81,466.66
Other Current Liabilities	-	362.82
<b>Total</b>	<b>13,457.51</b>	<b>87,305.90</b>

**Note No. 6 : Short-term provisions**

Particulars	Figures as at the end of current reporting period	Figures as at the end of the previous reporting period
(a) Provision for Audit Fee	1,475.00	1,770.00
(b) Others (specify nature)		
<b>Total</b>	<b>1,475.00</b>	<b>1,770.00</b>

**Note No. 7 : Property, Plant & Equipment**

Particulars	Figures as at the end of current reporting period	Figures as at the end of the previous reporting period
(a) Land		-
(b) Buildings		-
(c) Plant and Equipment		
(d) Furniture and Fixtures	1,949.23	1,804.89
(e) Vehicles	351.63	351.63
(f) Office equipment	4,811.65	3,956.54
(g) Others (specify nature)		
<b>Total</b>	<b>7,112.51</b>	<b>6,113.06</b>

**Note No. 8 : Intangible assets**

Particulars	Figures as at the end of current reporting period	Figures as at the end of the previous reporting period
(a) Goodwill		
(b) Brands / trademarks		
(c) Computer software	100.00	100.00
(d) Mastheads and publishing titles		
(e) Mining rights		
(f) Copyrights, and patents and other intellectual property rights, services and operating rights		
(g) Recipes, formulae, models, designs and prototypes		
(h) Licences and franchise		
(i) Others (specify nature)		
<b>Total</b>	<b>100.00</b>	<b>100.00</b>

---

---

**Note No. 9 : Cash and Cash Equivalents**

Particulars	Figures as at the end of current reporting period	Figures as at the end of the previous reporting period
(a) Balances with banks	30,772.93	84,340.49
(b) Cheques, drafts on hand		
(c) Cash on hand	5	
(d) Others (specify nature)		
<b>Total</b>	30,777.93	84,340.49

**Note No. 10 : Other current assets (specify nature)**

Particulars	Figures as at the end of current reporting period	Figures as at the end of the previous reporting period
Advance to Creditors	1,19,679.47	6,392.28
Advance to Employees	-	473.48
TDS Recoverable	3,179.61	2,628.01
Others	2,865.25	4,832.99
	-	
<b>Total</b>	1,25,724.33	14,326.76



**Note No. 11 : Revenue from Operations**

Particulars	Figures for the current reporting period	Figures for the previous reporting period
(a) Donation - FCRA	1,31,766	79,484
(b) Sale of services		-
(c) Donatio - General	42,145	89,942
(d) Donatio - Specific	10,83,752	4,23,108
(e) Other operating revenues		1,391
<b>Total</b>	<b>12,57,663</b>	<b>5,93,925</b>

**Note No. 12 : Other Income**

Particulars	Figures for the current reporting period	Figures for the previous reporting period
(a) Interest Income (in case of a company other than a finance company)	9,207	3,380
(b) Dividend Income		-
(c) Net gain/loss on sale of investments		-
(d) Other non-operating income (net of expenses directly attributable to such income)		-
<b>Total</b>	<b>9,207</b>	<b>3,380</b>

**Note No. 13 : Employee Benefit Expenses**

Particulars	Figures for the current reporting period	Figures for the previous reporting period
(i) salaries and wages	1,36,765.12	1,18,769
(ii) contribution to provident and other funds	10,641.42	10,160
(iii) Director's Remuneration	55,200.00	34,818
(iv) expense on Employee Stock Option Scheme (ESOP) and Employee Stock Purchase Plan (ESPP)	-	-
(v) TA/DA	26,376.50	16,850
(vi) staff welfare expenses	4,730.72	1,791
<b>Total</b>	<b>2,33,714</b>	<b>1,82,389</b>

**Note No. 14 : Other Expenses**

Particulars	Figures for the current reporting period	Figures for the previous reporting period
Audit Fees	1,475.00	1,770.00
Activity Expenses	43.11	198.46
Graduity Account	8,525.37	3,290.71
Bank Charges	96.66	109.26
Books & Periodicals	46.95	94.00
Conference Fee	-	-
Conveyance	-	1,913.89
Credit Card Charges	-	-
Designing and AW	6,107.00	1,114.00
Donation	213.12	697.67
Electricity Expenses	1,228.88	1,661.90
Freight & Trnsportation Expenses	19,193.78	17,397.22
Insurance	253.43	307.19
Internet Expenses	1,040.56	705.30
IT Expenses	14,794.61	15,211.67
Labour Charges	-	3,643.59
Late Fee & Fines	-	41.97
Legal , Professional & Consultancy Charges	83,486.78	55,862.07
Fund Raising	516.97	519.24
Medical Exp.	-	11.95
Meeting Expenses	138.26	74.15
Membership Fee	-	-
Office Expenses	6,007.98	8,111.84
Packing Expenses	89.18	216.01
Capasity Buiding Expense	238.24	1,751.04
Postage & Telegram	-	830.22
Printing & Stationery	450.08	3,730.94
Project Expenses	2,61,434.65	35,874.04
Project Material	3,43,963.62	96,562.18
Rent	35,155.48	16,194.80
Repair & Maintenance	1,335.56	2,312.87
Short & Excess	-	-53.71
Software & Licensing	26,992.50	51,330.00
Stay & Food Expenses	34,596.92	12,726.77
Storage Expenses	-	6,090.00
Telephone Expense	1,672.36	1,950.91
Tour & Travelling Expense	48,603.23	28,360.05
Training Expenses	8,726.77	19,627.18
Vehicle Running & Maintenance	2,754.40	8,747.82
Video Shooting Expense	220.00	160.00
Car Expense (Mahindra Bolero)	-	-
Others	906.10	45.30
<b>Total</b>	<b>9,10,307.55</b>	<b>3,99,192.50</b>

**Note No. 15 : Basic Earning per Share**

Particulars	Figures for the current reporting period	Figures for the previous reporting period
Earning per share has been computed as under:		
(i) Earnings attributable to equity shareholders	1,20,997.38	13,523.91
(ii) Weighted Average of outstanding Equity Shares *	10,000.00	1,000.00
(iii) Basic Earning per share		

**Note No. 16 : Diluted Earning per Share**

Particulars	Figures for the current reporting period	Figures for the previous reporting period
Earning per share has been computed as under:		
(i) Earnings attributable to equity shareholders	1,20,997.38	13,523.91
(ii) Weighted Average of outstanding Equity Shares *	10,000.00	1,000.00
(iii) Diluted Earning per share		

**\*Weighted Average of Outstanding Equity Shares**

Particulars	Figures for the current reporting period	Figures for the previous reporting period
(i) Opening no. of shares	10,000.00	1,000.00
Weights	1.00	1.00
(ii) Allotment made during the year	-	-
Weights	-	-
Weighted Average	10,000.00	1,000.00

17000 Ft Foundation  
U93000HR2012NPL068450  
Q-139,Ground Floor, South City, Gurgaon 122001

Depreciation Chart as per the Companies Act for the year ended 31st March' 2025

Note No. 7 (b)

Date of Purchase / Put to use	Particulars	Original Cost (Rs)	Dep charged upto 31.03.2024	WDV as on 01.04.2024	Life as per AS-6	Life as per Co. Act, 2013	Useful Life Taken	Life Used till 31/03/2025	Remaining Life	Salvage value	Depreciable amount over whole life	Excess Dep. (Already charged)	Rate of Dep.	Dep for the Year 2024-25	Adjusted with Retained Earning	WDV as on 31st Mar 2025
1-May-13	Camera	30,300.00	28,785	1,514.82	-	10.00	10.00	11.92	-	1,515	28,785	0	25.89%	-	-	1,514.82
29-May-13	Software	25,000.00	23,750	1,250.00	-	5.00	5.00	11.85	-	1,250	23,750	-	45.07%	-	-	1,250.00
3-Jun-13	Camera	6,200.00	5,890	309.94	-	10.00	10.00	11.83	-	310	5,890	0	25.89%	-	-	309.94
3-Jun-13	Computer	44,100.00	41,895	2,205.00	-	3.00	3.00	11.83	-	2,205	41,895	-	63.16%	-	-	2,205.00
25-Jun-13	Computer	61,500.00	58,425	3,075.00	-	3.00	3.00	11.77	-	3,075	58,425	-	63.16%	-	-	3,075.00
8-Oct-13	Computer	37,525.00	35,649	1,876.00	-	3.00	3.00	11.48	-	1,876	35,649	-	63.16%	-	-	1,876.00
23-Nov-13	Office Equipment	19,493.00	18,518	975.00	-	5.00	5.00	11.36	-	975	18,518	-	45.07%	-	-	975.00
4-Dec-13	Office Equipment	11,976.00	11,377	599.00	-	5.00	5.00	11.33	-	599	11,377	-	45.07%	-	-	599.00
13-Dec-13	Office Equipment	21,592.00	20,512	1,080.00	-	5.00	5.00	11.30	-	1,080	20,512	-	45.07%	-	-	1,080.00
5-Jan-14	Mobile	11,500.00	10,925	575.49	-	10.00	10.00	11.24	-	575	10,925	-	25.89%	-	-	575.49
26-Jan-14	Air Conditioner	23,000.00	21,850	1,150.25	-	10.00	10.00	11.18	-	1,150	21,850	-	25.89%	-	-	1,150.25
4-Apr-14	Car	1,00,000.00	95,000	5,000.00	-	6.00	6.00	11.00	-	5,000	95,000	-	39.30%	-	-	5,000.00
9-Apr-14	Electronics & Computeres	6,325.00	6,009	316.00	-	10.00	10.00	10.98	-	316	6,009	-	25.89%	-	-	316.00
15-Apr-14	Electronics & Computeres	32,077.00	30,473	1,604.34	-	10.00	10.00	10.97	-	1,604	30,473	-	25.89%	-	-	1,604.34
19-Apr-14	Hardware & Tools	6,990.00	6,640	350.00	-	5.00	5.00	10.96	-	350	6,640	-	45.06%	-	-	350.00
20-Apr-14	Electronics & Computeres	14,170.00	13,461	708.61	-	10.00	10.00	10.95	-	709	13,461	0	25.88%	-	-	708.61
1-May-14	Electronics & Computeres	5,916.15	5,621	295.52	-	10.00	10.00	10.92	-	296	5,620	0	25.88%	-	-	295.52
10-May-14	Hardware & Tools	14,000.00	13,300	700.00	-	5.00	5.00	10.90	-	700	13,300	-	45.07%	-	-	700.00
15-May-14	Car	6,03,256.00	5,73,093	30,163.00	-	6.00	6.00	10.88	-	30,163	5,73,093	-	39.30%	-	-	30,163.00
30-May-14	Hardware & Tools	32,500.00	30,875	1,625.00	-	5.00	5.00	10.84	-	1,625	30,875	-	45.07%	-	-	1,625.00
30-May-14	Hardware & Tools	15,000.00	14,250	750.00	-	5.00	5.00	10.84	-	750	14,250	-	45.07%	-	-	750.00
2-Jun-14	Electronics & Computeres	5,669.00	5,386	283.13	-	10.00	10.00	10.84	-	283	5,386	-	25.90%	-	-	283.13
9-Jun-14	Electronics & Computeres	12,356.00	11,738	617.94	-	10.00	10.00	10.82	-	618	11,738	0	25.88%	-	-	617.94
9-Jun-14	Electronics & Computeres	18,693.00	17,758	934.85	-	10.00	10.00	10.82	-	935	17,758	0	25.88%	-	-	934.85
12-Jun-14	Electronics & Computeres	12,375.00	11,756	618.87	-	10.00	10.00	10.81	-	619	11,756	0	25.88%	-	-	618.87
22-Jul-14	Electronics & Computeres	5,845.00	5,553	292.41	-	10.00	10.00	10.70	-	292	5,553	-	25.89%	-	-	292.41
5-Sep-14	Hardware & Tools	6,000.00	5,700	300.00	-	5.00	5.00	10.58	-	300	5,700	-	45.07%	-	-	300.00
16-Sep-14	Hardware & Tools	15,000.00	14,250	750.00	-	5.00	5.00	10.55	-	750	14,250	-	45.07%	-	-	750.00
7-Oct-14	Hardware & Tools	91,671.00	87,087	4,584.00	-	5.00	5.00	10.49	-	4,584	87,087	-	45.07%	-	-	4,584.00
3-Dec-14	Software	25,000.00	23,750	1,250.00	-	5.00	5.00	10.33	-	1,250	23,750	-	45.07%	-	-	1,250.00
12-Jan-15	Electronics & Computeres	5,000.00	4,750	250.31	-	10.00	10.00	10.22	-	250	4,750	-	25.89%	-	-	250.31
4-Feb-15	Electronics & Computeres	9,790.00	9,300	490.29	-	10.00	10.00	10.16	-	490	9,300	-	25.88%	-	-	490.29
7-Feb-15	Hardware & Tools	7,500.00	7,125	375.00	-	5.00	5.00	10.15	-	375	7,125	-	45.07%	-	-	375.00
10-Feb-15	Electronics & Computeres	19,000.00	18,050	950.31	-	10.00	10.00	10.14	-	950	18,050	-	25.89%	-	-	950.31
26-Feb-15	Electronics & Computeres	11,000.00	10,450	550.22	-	10.00	10.00	10.10	-	550	10,450	-	25.89%	-	-	550.22
16-Mar-15	Electronics & Computeres	1,950.00	1,852	98.28	-	10.00	10.00	10.05	-	98	1,852	-	25.85%	-	-	98.28

21-Mar-15	Electronics & Computeres	3,210.80	3,050	161.02	-	10.00	10.00	10.04	-	161	3,050	-	25.87%	-	-	161.02
26-Mar-15	Electronics & Computeres	1,36,000.00	1,29,200	6,800.14	-	10.00	10.00	10.02	-	6,800	1,29,200	-	25.89%	-	-	6,800.14
26-Mar-15	Electronics & Computeres	9,000.00	8,550	450.07	-	10.00	10.00	10.02	-	450	8,550	-	25.89%	-	-	450.07
3-Apr-15	Electronics & Computeres	49,660.00	46,303	3,356.65	-	10.00	10.00	10.00	-	2,483	47,177	-	25.89%	874.00	-	2,482.65
7-Apr-15	Electronics & Computeres	28,400.00	26,472	1,927.53	-	10.00	10.00	9.99	0.01	1,420	26,980	-	25.89%	508.00	-	1,419.53
14-Apr-15	Software	50,000.00	47,500	2,500.00	-	5.00	5.00	9.97	-	2,500	47,500	-	45.07%	-	-	2,500.00
15-Apr-15	Electronics & Computeres	11,550.00	10,759	790.67	-	10.00	10.00	9.97	0.03	578	10,972	-	25.88%	213.00	-	577.67
21-Apr-15	Electronics & Computeres	10,600.00	9,872	728.37	-	10.00	10.00	9.95	0.05	530	10,070	-	25.89%	198.00	-	530.37
26-May-15	Electronics & Computeres	11,753.00	10,918	835.16	-	10.00	10.00	9.85	0.15	588	11,165	-	25.88%	247.00	-	588.16
7-Aug-15	Electronics & Computeres	15,400.00	14,233	1,166.61	-	10.00	10.00	9.65	0.35	770	14,630	-	25.89%	397.00	-	769.61
15-Sep-15	Hardware & Tools	11,680.00	11,096	584.00	-	5.00	5.00	9.55	-	584	11,096	-	45.07%	-	-	584.00
28-Sep-15	Software	50,000.00	47,500	2,500.00	-	5.00	5.00	9.51	-	2,500	47,500	-	45.07%	-	-	2,500.00
21-Oct-15	Electronics & Computeres	12,028.00	11,059	968.78	-	10.00	10.00	9.45	0.55	601	11,427	-	25.89%	368.00	-	600.78
9-Nov-15	Office Equipment	27,000.00	25,650	1,350.00	-	5.00	5.00	9.40	-	1,350	25,650	-	45.07%	-	-	1,350.00
15-Feb-16	Software	50,000.00	47,500	2,500.00	-	5.00	5.00	9.13	-	2,500	47,500	-	45.07%	-	-	2,500.00
30-Apr-17	Printer	14,999.00	13,104	1,895.00	-	10.00	10.00	7.92	2.08	750	14,249	-	25.89%	491.00	-	1,404.00
6-May-17	Hardware & Tools	13,000.00	12,350	650.00	-	5.00	5.00	7.91	-	650	12,350	-	45.07%	-	-	650.00
30-May-17	Computer	5,499.00	5,224	275.00	-	3.00	3.00	7.84	-	275	5,224	-	63.16%	-	-	275.00
30-May-17	Hardware & Tools	4,020.00	3,819	201.00	-	5.00	5.00	7.84	-	201	3,819	-	45.07%	-	-	201.00
30-Jun-17	Hardware & Tools	19,000.00	18,050	950.00	-	5.00	5.00	7.76	-	950	18,050	-	45.07%	-	-	950.00
30-Jun-17	Office Equipment	39,000.00	37,050	1,950.00	-	5.00	5.00	7.76	-	1,950	37,050	-	45.07%	-	-	1,950.00
30-Jun-17	Printer	16,200.00	14,037	2,162.65	-	10.00	10.00	7.76	2.24	810	15,390	-	25.89%	560.00	-	1,602.65
27-Aug-17	Office Equipment	12,550.00	11,922	628.00	-	5.00	5.00	7.60	-	628	11,922	-	45.06%	-	-	628.00
4-Sep-17	Office Equipment	10,000.00	9,500	500.00	-	5.00	5.00	7.58	-	500	9,500	-	45.07%	-	-	500.00
31-Oct-17	Computer	75,990.00	72,190	3,800.00	-	3.00	3.00	7.42	-	3,800	72,190	-	63.16%	-	-	3,800.00
16-Nov-17	Office Equipment	7,670.00	7,286	384.00	-	5.00	5.00	7.38	-	384	7,286	-	45.06%	-	-	384.00
30-Nov-17	Office Equipment	7,280.00	6,916	364.00	-	5.00	5.00	7.34	-	364	6,916	-	45.07%	-	-	364.00
30-Nov-17	Office Equipment	5,320.00	5,054	266.00	-	5.00	5.00	7.34	-	266	5,054	-	45.07%	-	-	266.00
19-Jan-18	Office Equipment	13,000.00	12,350	650.00	-	5.00	5.00	7.20	-	650	12,350	-	45.07%	-	-	650.00
21-Jan-18	Computer	71,950.00	68,352	3,598.00	-	3.00	3.00	7.19	-	3,598	68,352	-	63.16%	-	-	3,598.00
21-Jan-18	Computer	92,428.00	87,807	4,621.00	-	3.00	3.00	7.19	-	4,621	87,807	-	63.16%	-	-	4,621.00
9-Feb-18	Microwave	14,160.00	11,896	2,263.71	-	10.00	10.00	7.14	2.86	708	13,452	-	25.89%	586.00	-	1,677.71
13-Feb-18	Tablet	25,119.93	21,093	4,026.93	-	10.00	10.00	7.13	2.87	1,256	23,864	-	25.89%	1,042.00	-	2,984.93
20-Feb-18	Water Purifier	17,000.00	14,260	2,740.00	-	10.00	10.00	7.11	2.89	850	16,150	-	25.89%	709.00	-	2,031.00
16-Apr-18	Tablet Pen	14,840.00	12,343	2,497.12	-	10.00	10.00	6.96	3.04	742	14,098	-	25.89%	646.00	-	1,851.12
11-Jun-18	Air Conditioner	26,164.06	19,911	6,253.43	-	10.00	10.00	6.81	3.19	1,308	24,856	-	25.89%	1,619.00	-	4,634.43
19-Jun-18	Mobile	26,000.00	21,361	4,639.23	-	10.00	10.00	6.79	3.21	1,300	24,700	-	25.89%	1,201.00	-	3,438.23
25-Jun-18	Air Conditioner	26,148.44	21,459	4,689.18	-	10.00	10.00	6.77	3.23	1,307	24,841	-	25.89%	1,214.00	-	3,475.18
29-Jul-18	Mobile	35,758.00	29,151	6,606.94	-	10.00	10.00	6.68	3.32	1,788	33,970	-	25.89%	1,710.00	-	4,896.94
18-Aug-18	Laptop	47,432.20	45,060	2,372.20	-	3.00	3.00	6.62	-	2,372	45,060	-	63.16%	-	-	2,372.20
8-Oct-18	Microwave	10,783.90	8,670	2,113.90	-	10.00	10.00	6.48	3.52	539	10,245	-	25.89%	547.00	-	1,566.90
29-Dec-18	Air Conditioner	22,655.46	17,920	4,735.39	-	10.00	10.00	6.26	3.74	1,133	21,522	-	25.89%	1,226.00	-	3,509.39
15-Feb-19	Water Purifier	5,488.98	3,951	1,537.98	-	10.00	10.00	6.13	3.87	274	5,215	-	25.90%	398.00	-	1,139.98
24-Jun-19	Air Conditioner	39,999.00	30,336	9,663.35	-	10.00	10.00	5.77	4.23	2,000	37,999	-	25.89%	2,501.00	-	7,162.35
20-Nov-19	CCTV	11,040.00	8,021	3,019.25	-	10.00	10.00	5.36	4.64	552	10,488	-	25.89%	782.00	-	2,237.25
19-Mar-20	Water Purifier	14,669.00	8,991	5,678.00	-	10.00	10.00	5.04	4.96	733	13,936	-	25.89%	1,470.00	-	4,208.00

21-May-20	Air Conditioner	24,298.00	16,609	7,688.92	-	10.00	10.00	4.86	5.14	1,215	23,083	-	25.89%	1,990.00	-	5,698.92
29-May-20	Air Conditioner	41,999.00	28,612	13,386.52	-	10.00	10.00	4.84	5.16	2,100	39,899	-	25.89%	3,465.00	-	9,921.52
7-Oct-20	Furniture	15,158.00	9,753	5,405.04	-	10.00	10.00	4.48	5.52	758	14,400	-	25.89%	1,399.00	-	4,006.04
14-Aug-20	Computer	64,988.00	61,739	3,249.00	-	3.00	3.00	4.63	-	3,249	61,739	-	63.16%	-	-	3,249.00
20-Sep-20	Mobile	21,529.00	13,959	7,570.30	-	10.00	10.00	4.53	5.47	1,076	20,453	-	25.89%	1,960.00	-	5,610.30
22-Jan-21	Mobile	17,651.00	10,811	6,839.69	-	10.00	10.00	4.19	5.81	883	16,768	-	25.88%	1,770.00	-	5,069.69
5-Mar-21	Mobile	10,999.00	6,604	4,395.36	-	10.00	10.00	4.07	5.93	550	10,449	-	25.89%	1,138.00	-	3,257.36
14-Jun-20	Oxygen Concentrator	45,000.00	30,449	14,551.00	-	10.00	10.00	4.80	5.20	2,250	42,750	-	25.89%	3,767.00	-	10,784.00
30-Mar-21	TV	18,499.00	10,973	7,525.69	-	10.00	10.00	4.01	5.99	925	17,574	-	25.89%	1,948.00	-	5,577.69
3-Aug-20	UV Sanitizer Dispencer	23,744.00	15,724	8,020.00	-	10.00	10.00	4.66	5.34	1,187	22,557	-	25.89%	2,076.00	-	5,944.00
11-Jun-20	Washing Machine	21,970.00	14,884	7,086.00	-	10.00	10.00	4.81	5.19	1,099	20,871	-	25.88%	1,834.00	-	5,252.00
26-Mar-21	Water Purifier	18,690.00	12,413	6,277.00	-	10.00	10.00	4.02	5.98	935	17,755	-	25.88%	1,625.00	-	4,652.00
26-Nov-21	Computer	28,260.00	26,847	1,413.00	-	3.00	3.00	3.35	-	1,413	26,847	-	63.16%	-	-	1,413.00
12-Nov-21	Mobile	16,808.00	8,487	8,321.00	-	10.00	10.00	3.38	6.62	840	15,968	-	25.89%	2,154.00	-	6,167.00
14-Jan-22	Microwave	8,499.00	4,082	4,417.00	-	10.00	10.00	3.21	6.79	425	8,074	-	25.89%	1,143.00	-	3,274.00
26-Nov-21	Water Purifier	13,590.00	7,122	6,468.00	-	10.00	10.00	3.35	6.65	680	12,910	-	25.88%	1,674.00	-	4,794.00
6-Sep-21	Furniture	1,77,000.00	93,982	83,018.00	-	10.00	10.00	3.57	6.43	8,850	1,68,150	-	25.89%	21,491.00	-	61,527.00
28-Oct-21	Furniture	21,319.00	10,887	10,432.00	-	10.00	10.00	3.42	6.58	1,066	20,253	-	25.89%	2,700.00	-	7,732.00
14-Jan-21	Furniture	13,927.00	8,671	5,256.00	-	10.00	10.00	4.21	5.79	696	13,231	-	25.89%	1,361.00	-	3,895.00
16-Oct-21	Furniture	41,737.00	21,511	20,226.00	-	10.00	10.00	3.46	6.54	2,087	39,650	-	25.89%	5,236.00	-	14,990.00
26-Nov-21	TV	18,499.00	9,238	9,261.00	-	10.00	10.00	3.35	6.65	925	17,574	-	25.89%	2,397.00	-	6,864.00
7-Feb-22	Washing Machine	9,299.00	4,379	4,920.00	-	10.00	10.00	3.15	6.85	465	8,834	-	25.89%	1,274.00	-	3,646.00
5-Sep-21	Refrigerator	17,089.00	9,081	8,008.00	-	10.00	10.00	3.57	6.43	854	16,235	-	25.89%	2,073.00	-	5,935.00
11-May-22	Furniture	13,950.00	5,988	7,962.00	-	10.00	10.00	2.89	7.11	698	13,252	-	25.89%	2,061.00	-	5,901.00
5-Jul-22	Furniture	22,504.00	9,009	13,495.00	-	10.00	10.00	2.74	7.26	1,125	21,379	-	25.89%	3,494.00	-	10,001.00
21-Jun-22	Laptop	91,981.00	74,689	17,292.00	-	3.00	3.00	2.78	0.22	4,599	87,382	-	63.16%	12,693.00	-	4,599.00
20-Oct-22	Laptop	61,502.00	45,196	16,306.00	-	3.00	3.00	2.45	0.55	3,075	58,427	-	63.16%	13,231.00	-	3,075.00
27-Jul-22	Printer	14,600.00	5,675	8,925.00	-	10.00	10.00	2.68	7.32	730	13,870	-	25.89%	2,310.00	-	6,615.00
3-Jul-22	Refrigerator	29,000.00	11,640	17,360.00	-	10.00	10.00	2.75	7.25	1,450	27,550	-	25.89%	4,495.00	-	12,865.00
20-Jul-23	Furniture	15,930.00	2,881	13,049.00	-	10.00	10.00	1.70	8.30	797	15,133	-	25.89%	3,378.00	-	9,671.00
28-Jul-23	Furniture	23,738.12	4,159	19,579.00	-	10.00	10.00	1.68	8.32	1,187	22,551	-	25.89%	5,069.00	-	14,510.00
31-Jul-23	Furniture	2,500.00	433	2,067.00	-	10.00	10.00	1.67	8.33	125	2,375	-	25.89%	535.00	-	1,532.00
29-Feb-24	Printer	13,273.00	292	12,981.00	-	10.00	10.00	1.08	8.92	664	12,609	-	25.89%	3,360.00	-	9,621.00
31-Oct-23	TV	59,105.00	6,372	52,733.00	-	10.00	10.00	1.42	8.58	2,955	56,150	-	25.89%	13,651.00	-	39,082.00
31-Oct-23	Computer	6,791.00	1,786	5,005.00	-	10.00	10.00	1.42	8.58	340	6,451	-	63.16%	3,161.00	-	1,844.00
31-Aug-24	Furniture	71,982.00	-	-	-	10.00	10.00	0.58	9.42	3,599	68,383	-	25.89%	10,824	-	61,158
12-Nov-24	Laptop	1,50,650.70	-	-	-	10.00	10.00	0.38	9.62	7,533	1,43,118	-	25.89%	14,854	-	1,35,797
12-Nov-24	Keyboard	27,490.00	-	-	-	10.00	10.00	0.38	9.62	1,375	26,115	-	25.89%	2,710	-	24,780
27-Aug-24	Projector	34,990.00	-	-	-	10.00	10.00	0.59	9.41	1,750	33,240	-	25.89%	5,361	-	29,629
	Total	39,21,255	30,14,835	6,21,307	-	978	978	877	300	1,96,071	37,25,184	1		1,85,169	-	7,21,251